

Líders en PIB,
cuers en SPI?

06/06/2016

- Un dels fronts oberts amb l'EMM al PE és de l'ús del PIB per: mesurar cost no europa, fons estructurals...
- De sobte ens trobem...

Cataluña España

SPI 63.67

SPI Rank 165/272

GDP PPP (2011) €28400

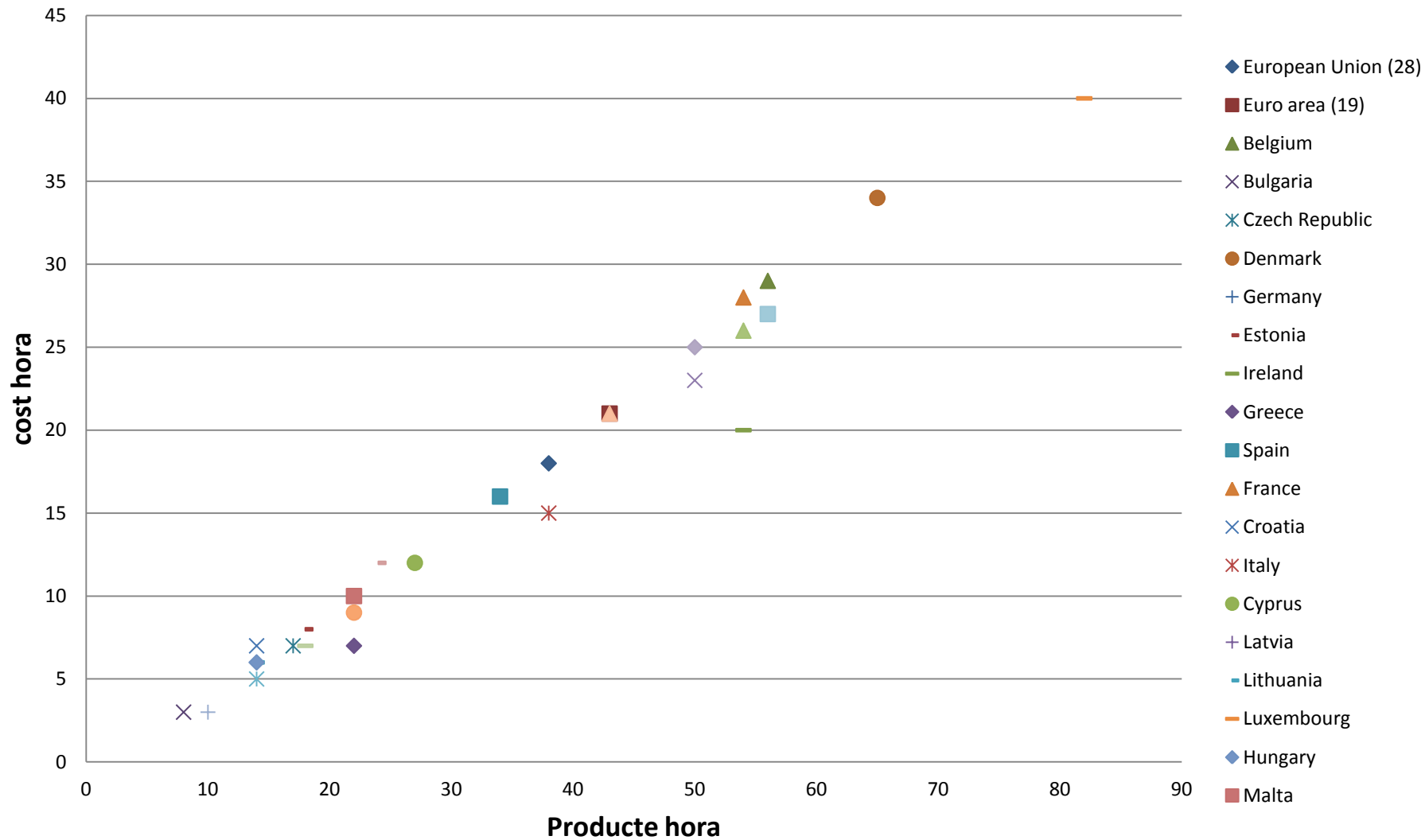
GDP Rank 58/272

Basic Human Needs	Foundations of Wellbeing	Opportunity
Score 77.54 Rank 165	Score 60.64 Rank 167	Score 53.95 Rank 165
<p>Nutrition & Basic Medical Care ●</p> <p>Score 90.79 Rank 11</p> <p>Mortality rate before age 65 ●</p> <p>Infant mortality ●</p> <p>Unmet medical needs ●</p> <p>Insufficient food ●</p> <p>Water & Sanitation ●</p> <p>Score 80.1 Rank 172</p> <p>Satisfaction with water quality ●</p> <p>Lack of toilet in dwelling ●</p> <p>Uncollected sewage ●</p> <p>Sewage treatment ●</p> <p>Shelter ●</p> <p>Score 60.9 Rank 184</p> <p>Burdensome cost of housing ●</p> <p>Satisfaction with housing ●</p> <p>Overcrowding ●</p> <p>Lack of adequate heating ●</p> <p>Personal Safety ●</p> <p>Score 79.93 Rank 140</p> <p>Homicide rate ●</p> <p>Safety at night ●</p> <p>Traffic deaths ●</p>	<p>Access to Basic Knowledge ●</p> <p>Score 52.39 Rank 250</p> <p>Secondary enrolment rate ●</p> <p>Lower secondary completion only ●</p> <p>Early school leaving ●</p> <p>Info & Communications Access ●</p> <p>Score 63.01 Rank 151</p> <p>Internet at home ●</p> <p>Broadband at home ●</p> <p>Online interaction with public authorities ●</p> <p>Health & Wellness ●</p> <p>Score 73.62 Rank 117</p> <p>Life expectancy ●</p> <p>General health status ●</p> <p>Premature deaths from cancer ●</p> <p>Premature deaths from heart disease ●</p> <p>Unmet dental needs ●</p> <p>Satisfaction with air quality ●</p> <p>Ecosystem Sustainability ●</p> <p>Score 54.64 Rank 57</p> <p>Air pollution-pm10 ●</p> <p>Air pollution-pm2.5 ●</p> <p>Air pollution-ozone ●</p> <p>Pollution, grime & other env. problems ●</p> <p>Protected land (Natura 2000) ●</p>	<p>Personal Rights ●</p> <p>Score 30.49 Rank 240</p> <p>Trust in the political system ●</p> <p>Trust in the legal system ●</p> <p>Trust in the police ●</p> <p>Quality & accountability of gov't services ●</p> <p>Personal Freedom & Choice ●</p> <p>Score 62.51 Rank 205</p> <p>Freedom over life choices ●</p> <p>Teenage pregnancy ●</p> <p>Youth not in educ., employment, training ●</p> <p>Corruption ●</p> <p>Tolerance & Inclusion ●</p> <p>Score 77.02 Rank 74</p> <p>Impartiality of government services ●</p> <p>Tolerance for immigrants ●</p> <p>Tolerance for minorities ●</p> <p>Attitudes toward people with disabilities ●</p> <p>Tolerance for homosexuals ●</p> <p>Gender gap ●</p> <p>Community safety net ●</p> <p>Access to Advanced Education ●</p> <p>Score 51.49 Rank 100</p> <p>Tertiary education attainment ●</p> <p>Tertiary enrolment ●</p> <p>Lifelong learning ●</p>
<p>Strengths and weaknesses are relative to 15 regions of similar GDP: Attiki, Friuli-Venezia Giulia, Mellersta Norrland, Bucureşti - Ilfov, Braunschweig, Västsverige, Hannover, Limburg (NL), Freiburg, Detmold, Midtjylland, Overijssel, Saarland, Gloucestershire, Wiltshire and Bristol/Bath area, Niederbayern</p>		
<p>Strength - Neutral - Weakness - Missing (n/a)</p> <p>● ● ● ●</p>		

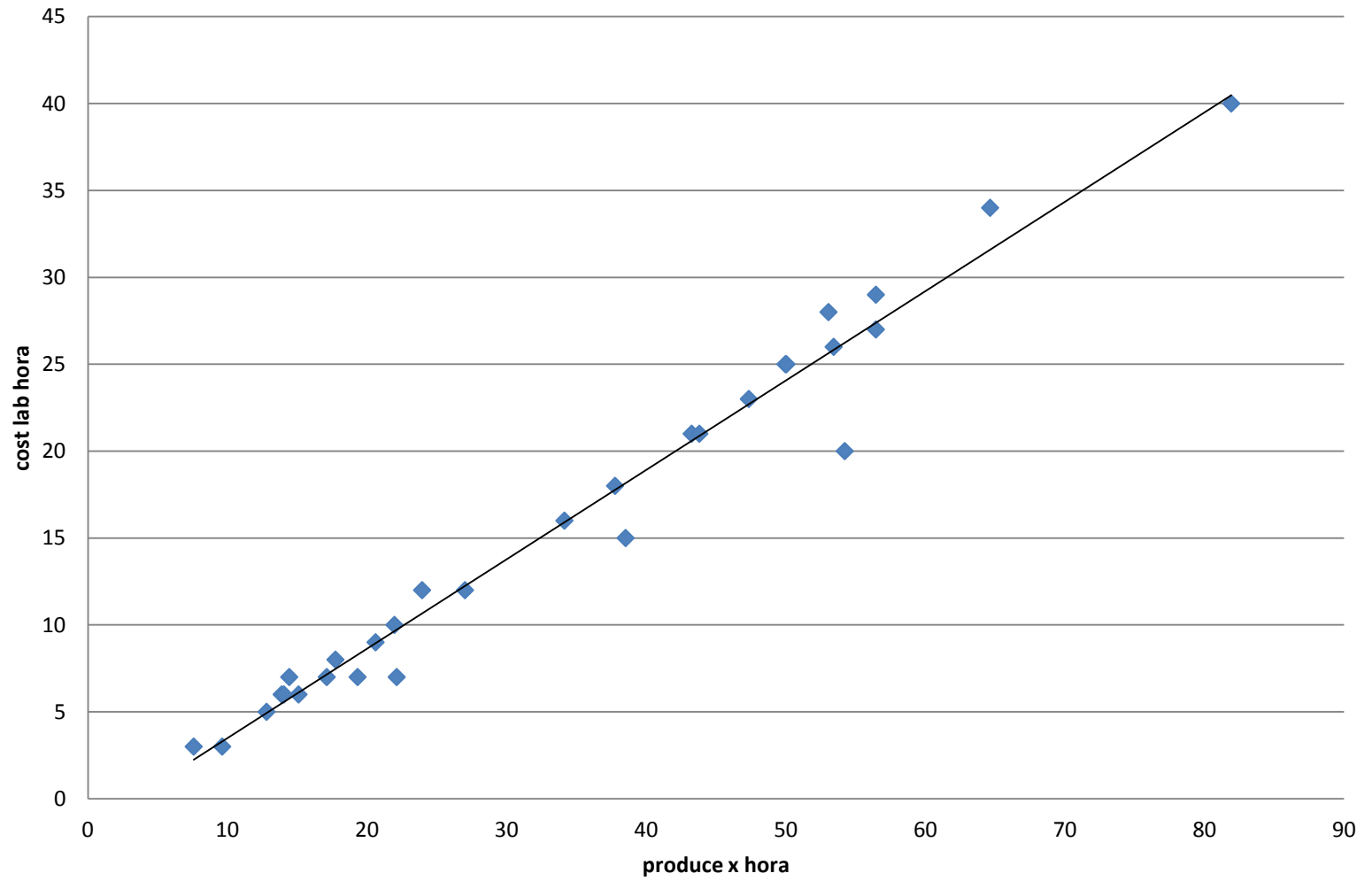
PIB

- El PIB mesura el valor afegit monetitzat i intercanviat al mercat mitjançant productes i serveis.
- No patrimoni, no autoproducció i consum, no res per amor ni gratuït.
- S'assumeix que si PIB creix, millor per a tots.

producte i cost laboral x hora

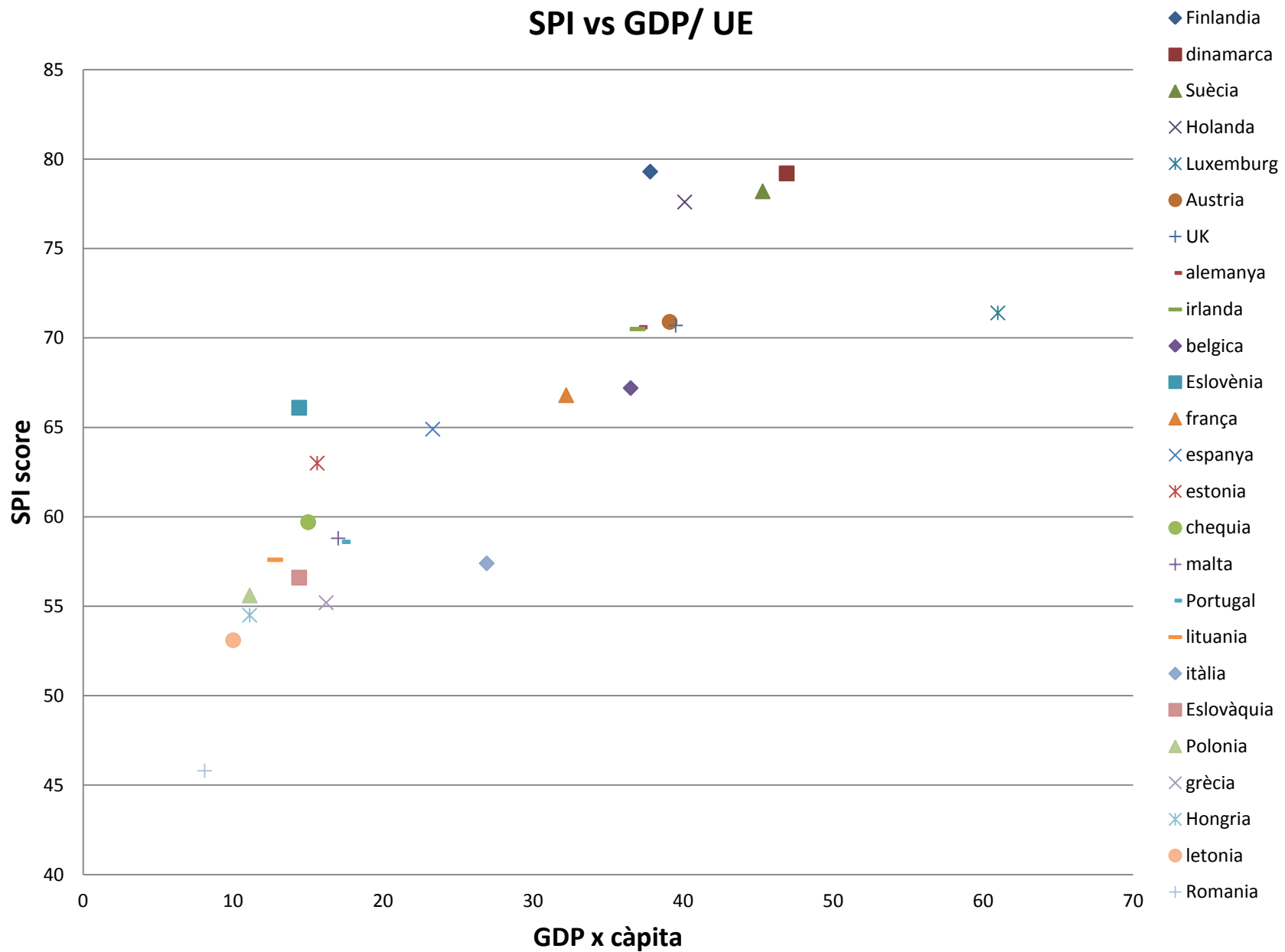


Producte/cost laboral hora

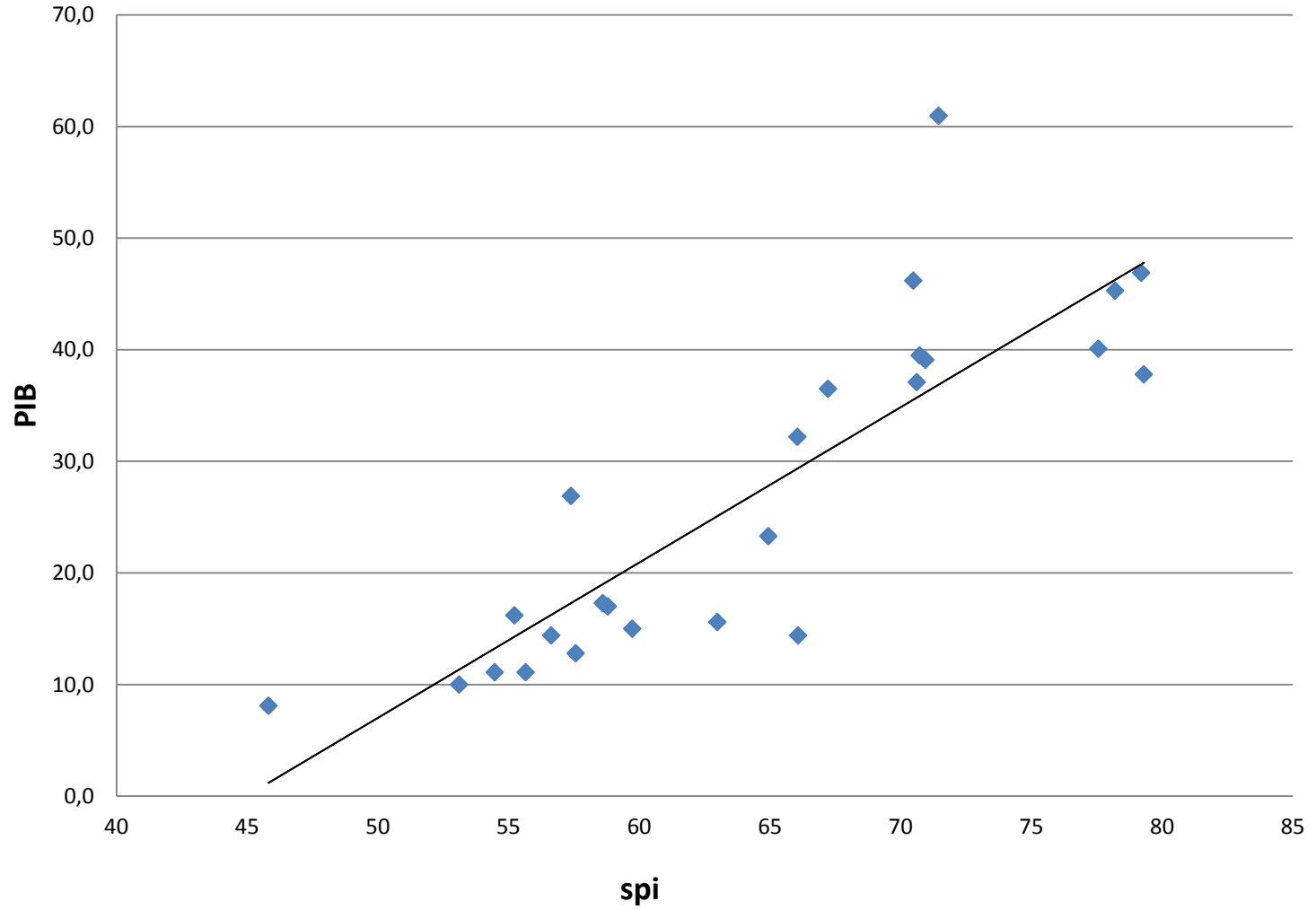


- Aquesta assumpció de més PIB millor per a tots, que posava la política al servei de l'economia, es trenca amb la crisi (la gran divisió) i es demostra equívoca amb índexos més elaborats...
- Com ara l'SPI (millora amb la renda però per cada nivell de renda hi ha diferències)

SPI vs GDP/ UE



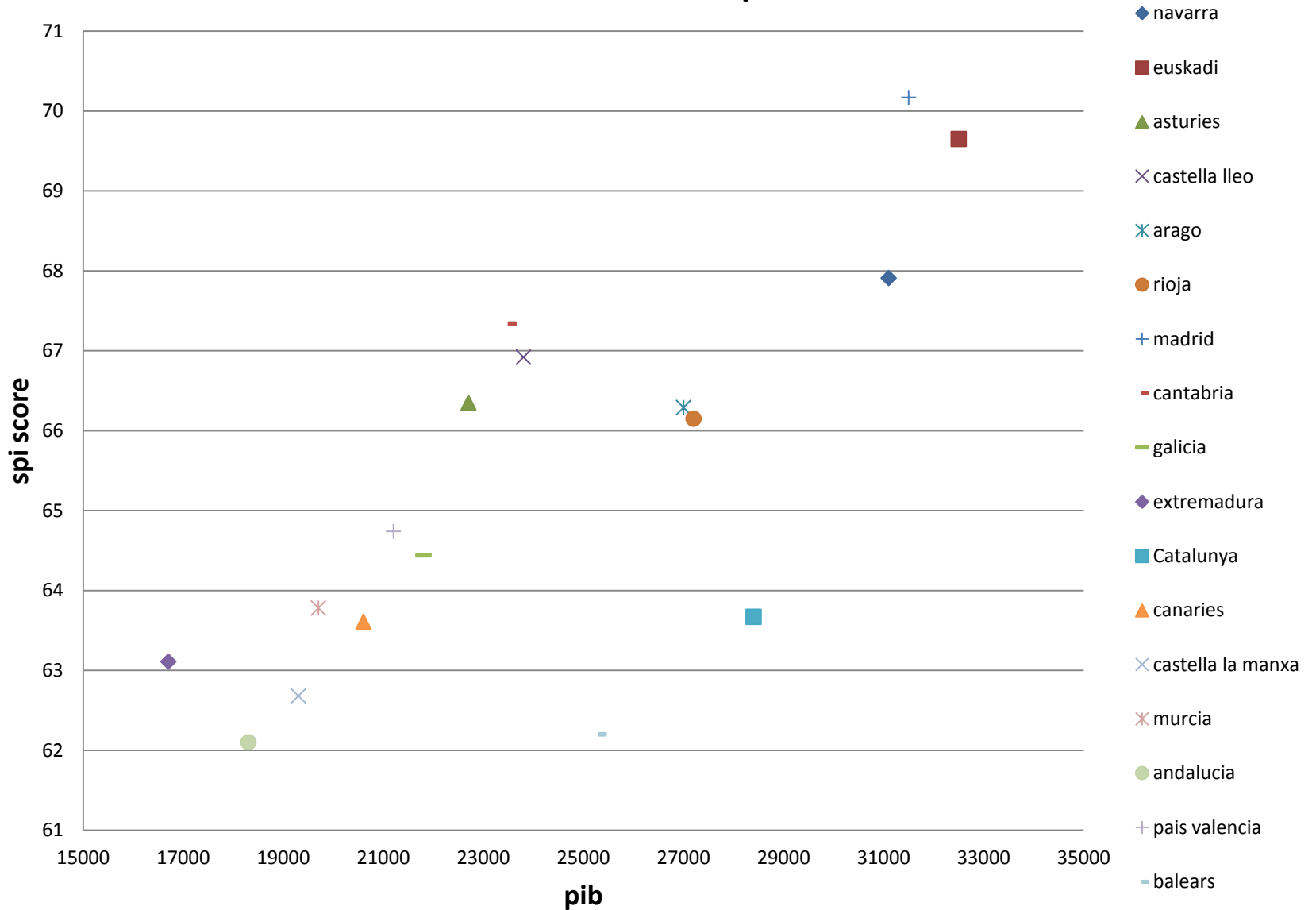
pib/spi (EU)



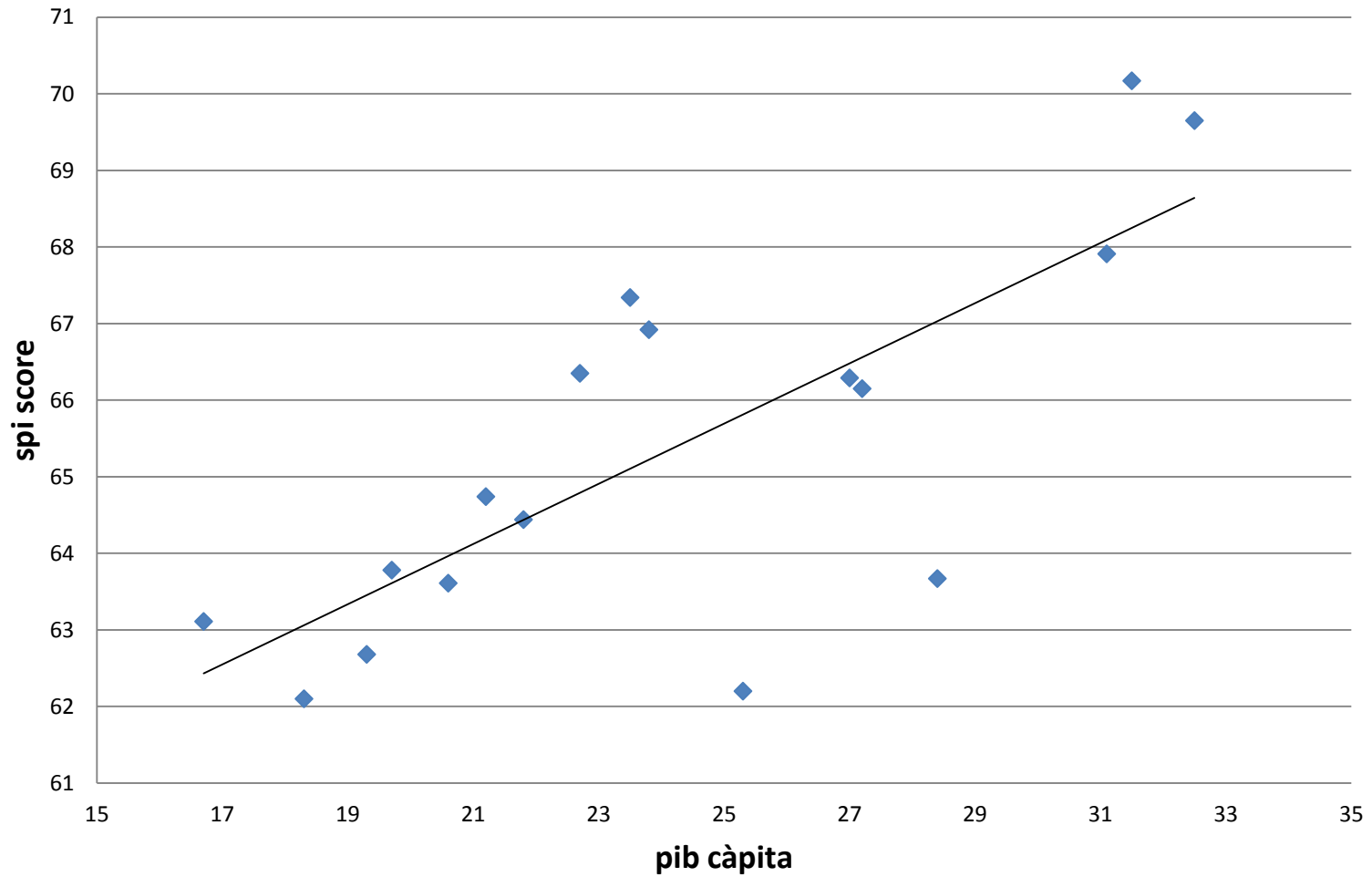
CCAA's

- Si mirem les CCAAs espanyoles, segurament es barregen dos factors:
 - Transferències fiscals
 - Gestió política
- (a Cat patim els defectes d'un pib alt sense els seus beneficis)

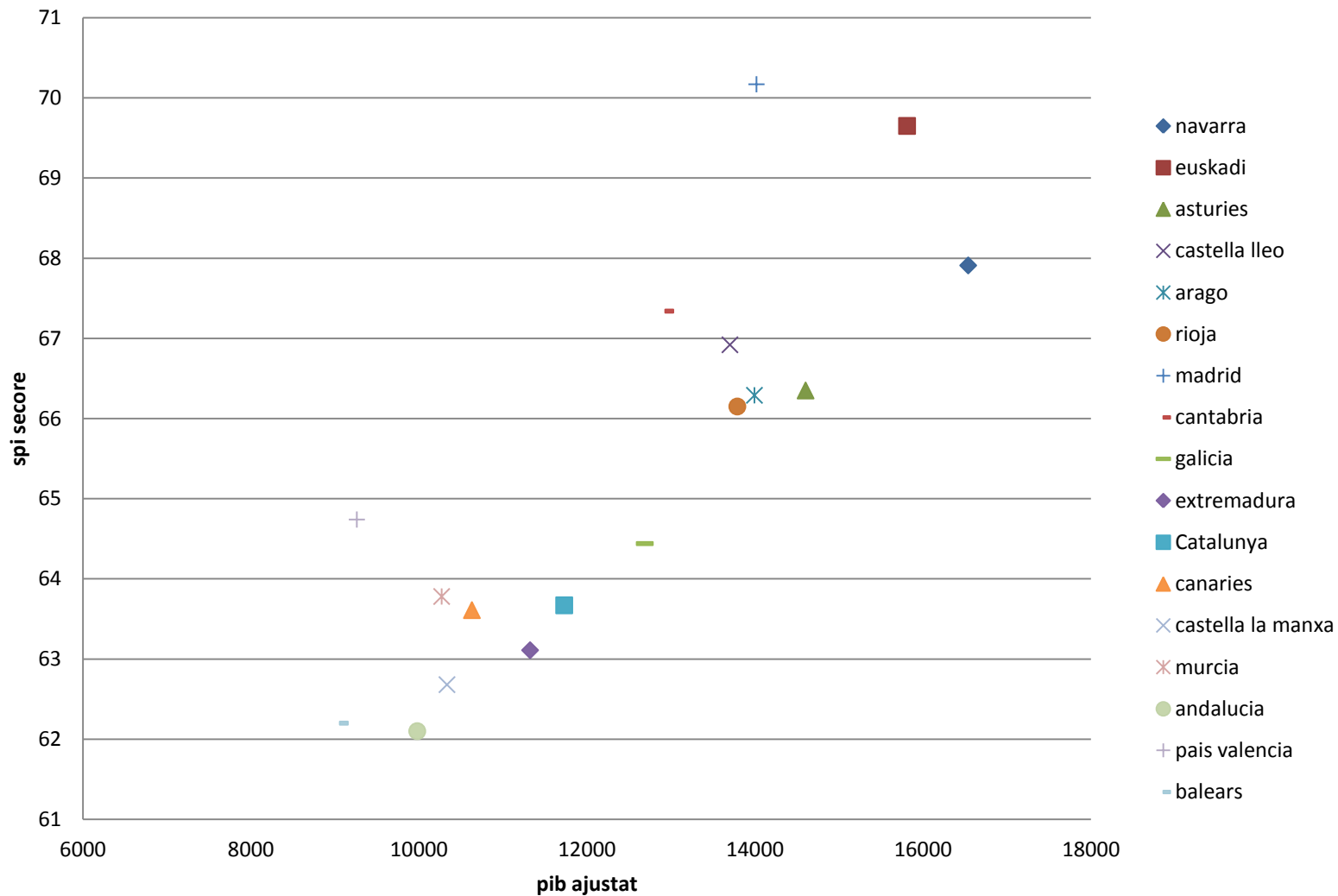
SPI vs PIB/Esp



PIB vs spi/Esp



pib ajustat a deficit/superàvit fiscal



Pib vs spi

- Sé bé es manté la correlació, augmenta i molt la dispersió: comunitats “receptores” de solidaritat surten molt ben parades i, al contrari, les donants força perjudicades (Cat i Balears, sobretot).
- És fiable l’SPI?

SPI

- Què és l'spi, el seu origen, la seva lògica i la seva correlació amb el PIB (Francesc)
- Com i d'on surt l'SPI regional europeu, amb quines dades i quins objectius (Susana)